



187th Meeting of the Acoustical Society of America

18-22 November 2024

AIRMEET ATTENDEE TECH GUIDE

LOGGING IN

Once you've registered, follow these steps to access the event:

1. Check your inbox and **look for the email coming from eventsupport+asa@weandgoliath.com**.
2. **Click the Enter Event button** to login


NOTE: If you don't get the email, or want to join on a new device, you can [log in to the event here](#).

Or write to us at eventsupport+asa@weandgoliath.com if you need assistance.

1

Registration Confirmed for the 187th Meeting of the Acoustical Society of America Inbox x

We and Goliath Event Support 6:58 PM (0 minutes ago) ☆ ↶ ⋮
to me ▾


Registration confirmed for 187th Meeting of the Acoustical Society of America, on November 18th 2024, 10:00 AM EST

Hello {{fullName}},

You have successfully registered for the event 187th Meeting of the Acoustical Society of America.
The event starts on **Monday, November 18th 2024, at 10:00 AM EST.**

Please use the **event access link** mentioned **below** to enter the event

Enter Event

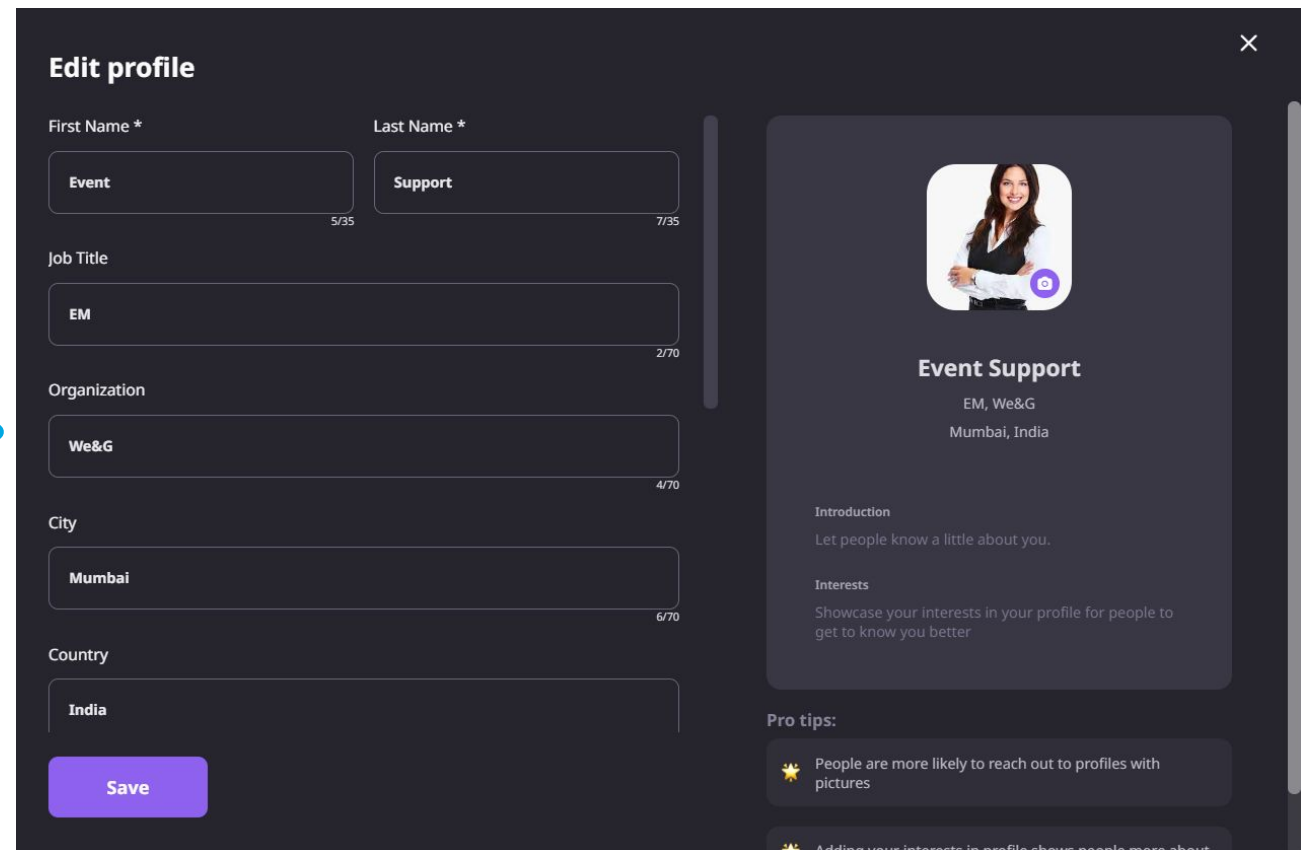

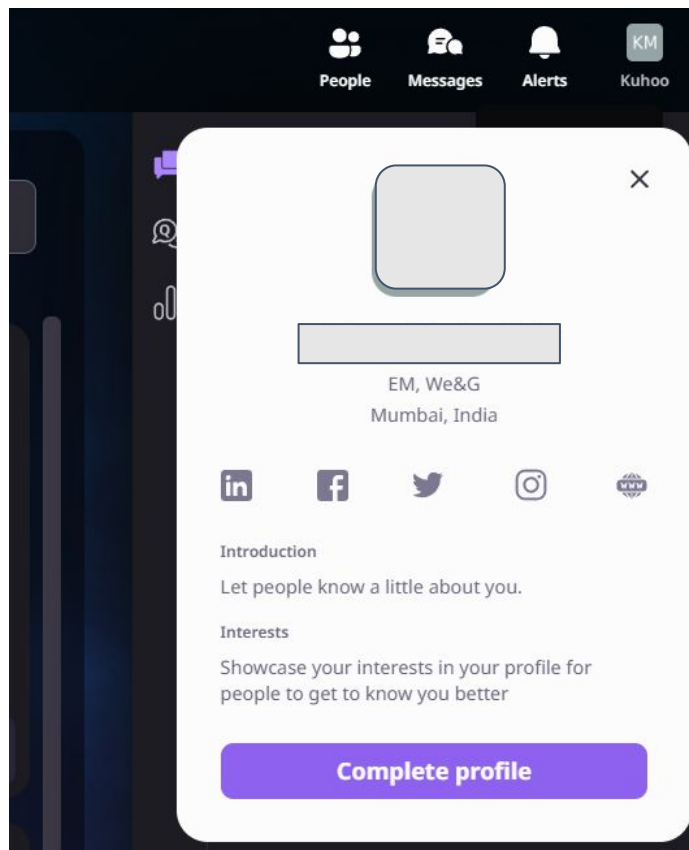
If above link does not work, please copy the following link <https://www.airmeet.com/e/6449fdc0-6b6e-11ef-a929-89a4600c158e> and paste it in your browser. By clicking on the link above, you agree to our [Terms of Use](#) and accept the necessary cookies needed for the site to function. Learn more about our [Privacy Policy here](#).

2

UPDATE YOUR PROFILE

Click on the **thumbnail** at the top-right area of the page and you will be provided with an option to view your profile details or make edits ([watch video for details](#))

Pro Tip: Choose your interests so others can find you easier.



How to Navigate



187th Meeting of the Acoustical Society of America

HOW TO NAVIGATE

Reception

Homepage with event info, upcoming sessions, and event sponsors

Lounge

Join networking tables for open discussions

Booths

Get to know the exhibitors in the event and chat

Schedule

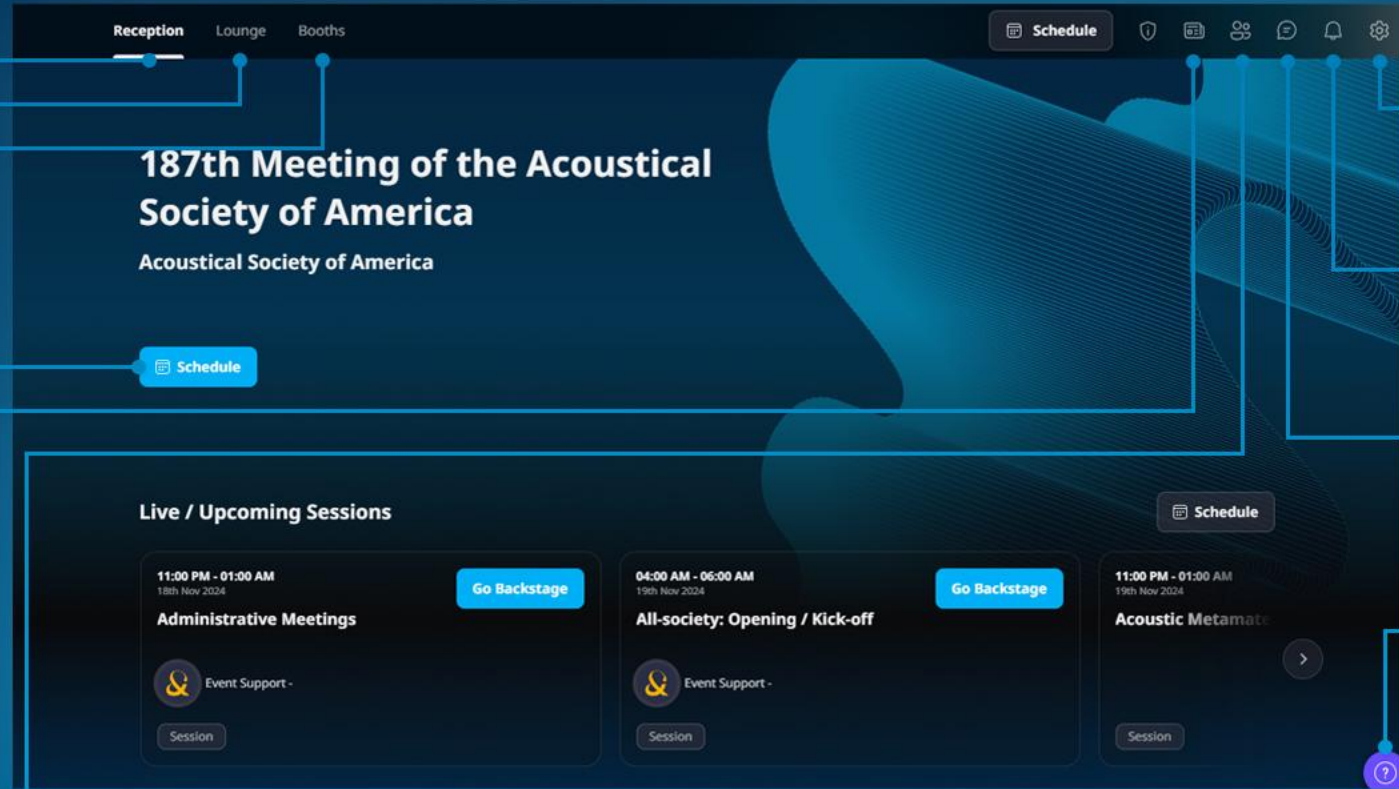
Full schedule of the event with links to join live sessions

Feed

Announcements, questions, polls, shared content and posts throughout the event

People

See who is attending and send a connection request



Settings

Check profile, camera/audio settings, and language settings

Alerts

Eventwide announcements and notifications

Messages

Read messages and send replies to attendees you have connected with

Help

Contact Airmet support for platform-related concerns or questions

Mobile User Friendly

Download Airmet from the App Store (Android / iOS) to attend using your mobile phone.



For Best Experience

Use Chrome or Firefox from a laptop or desktop with strong Internet connection.




Lost? Tech Issues?

Feel free to email us your issues and concerns at eventsupport+asa@weandgoliath.com.



EVENT SCHEDULE

Click the **Schedule** button in the main menu to see the full event agenda, read session descriptions, speaker bios, along with networking activities, meetings and break times.



NAVIGATING SCHEDULE ITEMS

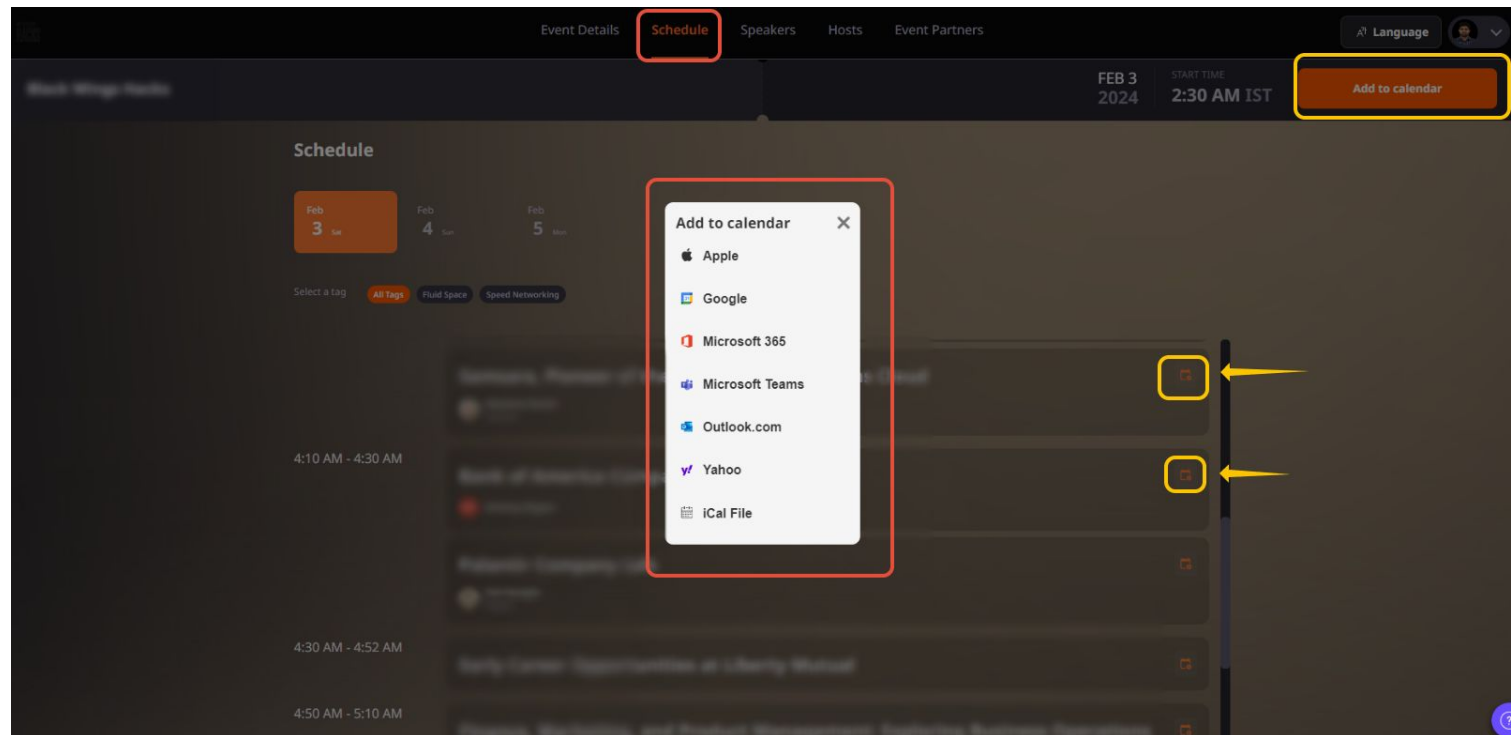
Schedule items will auto-detect your time zone and will always display what is **Up Next** or **Live Now** for you. You may **Search** the schedule by keyword or **Filter** session Type or Track.

The screenshot displays a dark-themed conference schedule interface. At the top left, the word "Schedule" is visible. Below it is a search bar with a magnifying glass icon and the text "Search". To the right, a "Filter By" section is partially visible, showing "Types" with checkboxes for "Session" and "Speed Network". The main content area shows two session cards. The first card is for a "Welcome Session" that has been "Completed" between 09:15 PM and 09:45 PM. It features a "Watch replay" button with a play icon. The second card is for a "Presentation session" scheduled for 09:45 PM to 10:15 PM. It features a "Join now" button, which is highlighted with a red rounded rectangle. Both session cards include a speaker profile for "Speaker Test" (with a red "MG" icon) and "Dipanwita Debbarma" (with a profile picture icon). A "Session" tag is present at the bottom of each card.

BOOKMARKING SESSIONS FROM THE LANDING PAGE

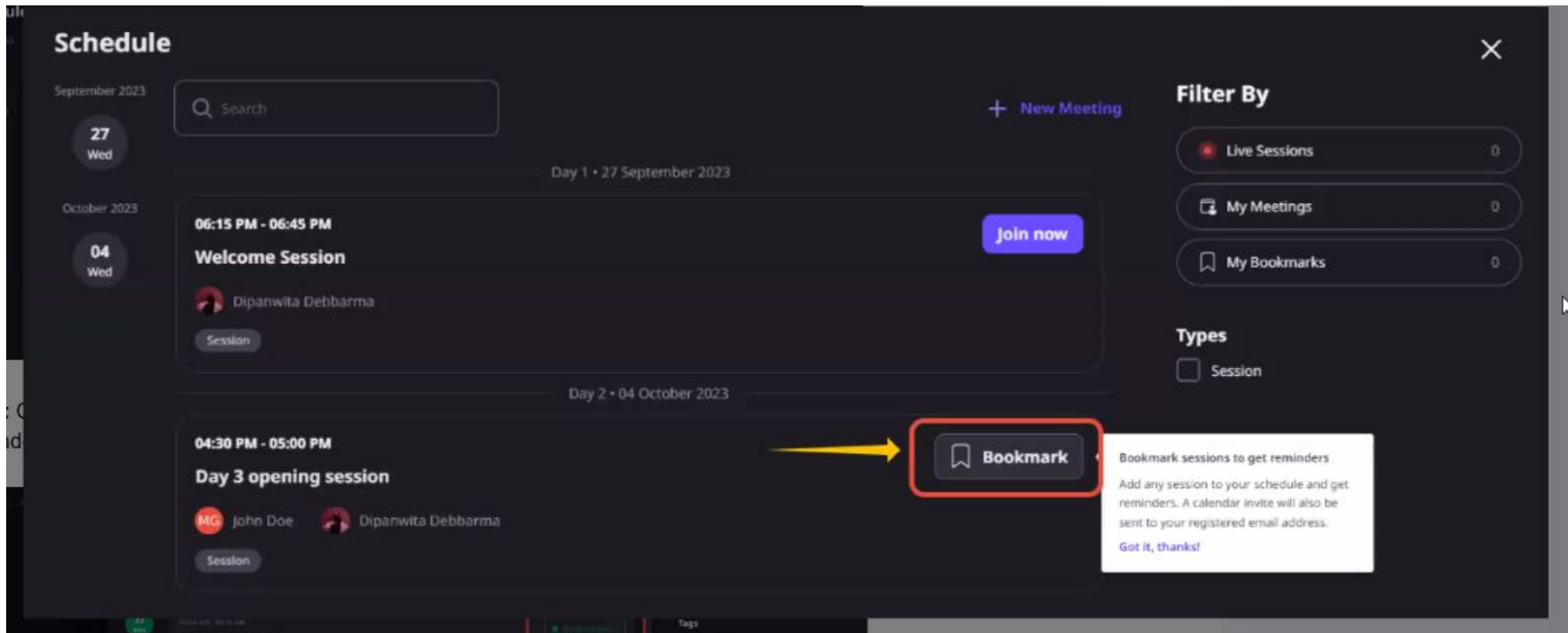
You can **Bookmark** particular sessions from the landing page and add them to your calendar. You will receive an email with the calendar invite right after.

Note: Your calendar will be blocked for the duration of the session.

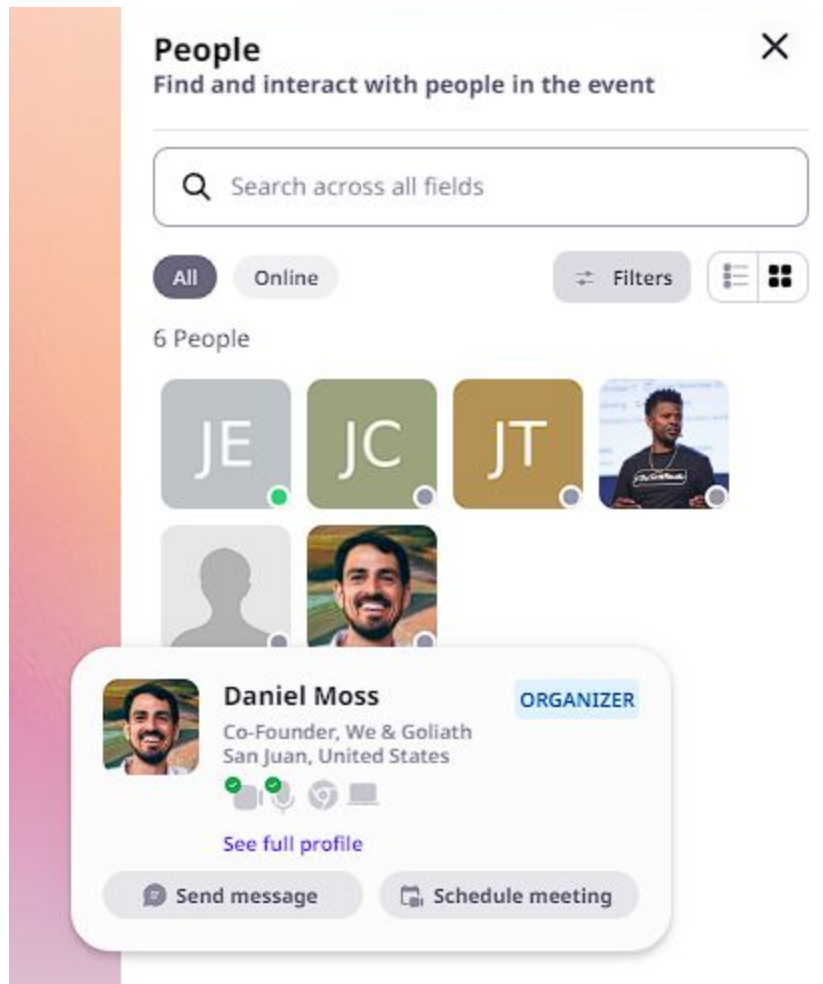


BOOKMARKING SESSIONS FROM INSIDE THE EVENT

Bookmark a session before it begins to get a Calendar invite sent to your email. Once a session goes live, a **Join Now** button will replace the Bookmark button.



The screenshot displays a 'Schedule' interface with a dark theme. On the left, a calendar view shows dates for September 2023 and October 2023. The main area shows a list of sessions. The first session, 'Welcome Session' on Day 1 (27 September 2023), has a 'Join now' button. The second session, 'Day 3 opening session' on Day 2 (04 October 2023), has a 'Bookmark' button highlighted with a red box and a yellow arrow. A tooltip is visible next to the 'Bookmark' button, containing the following text: 'Bookmark sessions to get reminders', 'Add any session to your schedule and get reminders. A calendar invite will also be sent to your registered email address.', and 'Got it, thanks!'. On the right side, there is a 'Filter By' section with three options: 'Live Sessions' (0), 'My Meetings' (0), and 'My Bookmarks' (0). Below that is a 'Types' section with a 'Session' option.



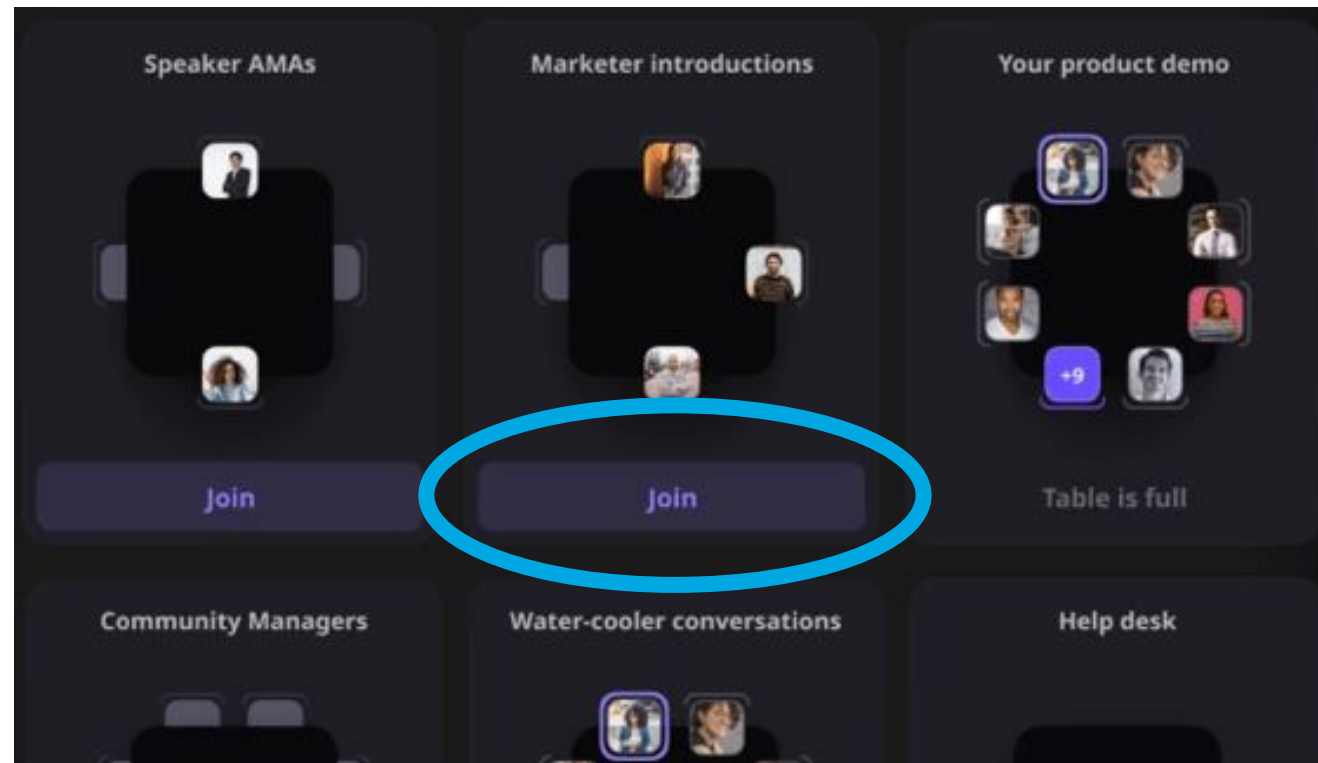
DIRECT MESSAGES

In the **People** tab, **Search**, **Filter**, or **Browse profiles** to see who matches your **Interests** and click **Send Message** to start connecting with people!

NETWORKING IN THE SOCIAL LOUNGE

Use the **Social Lounge** to network and mingle with others in the event.

Click the **“Join”** button at any table where you wish to grab a seat!



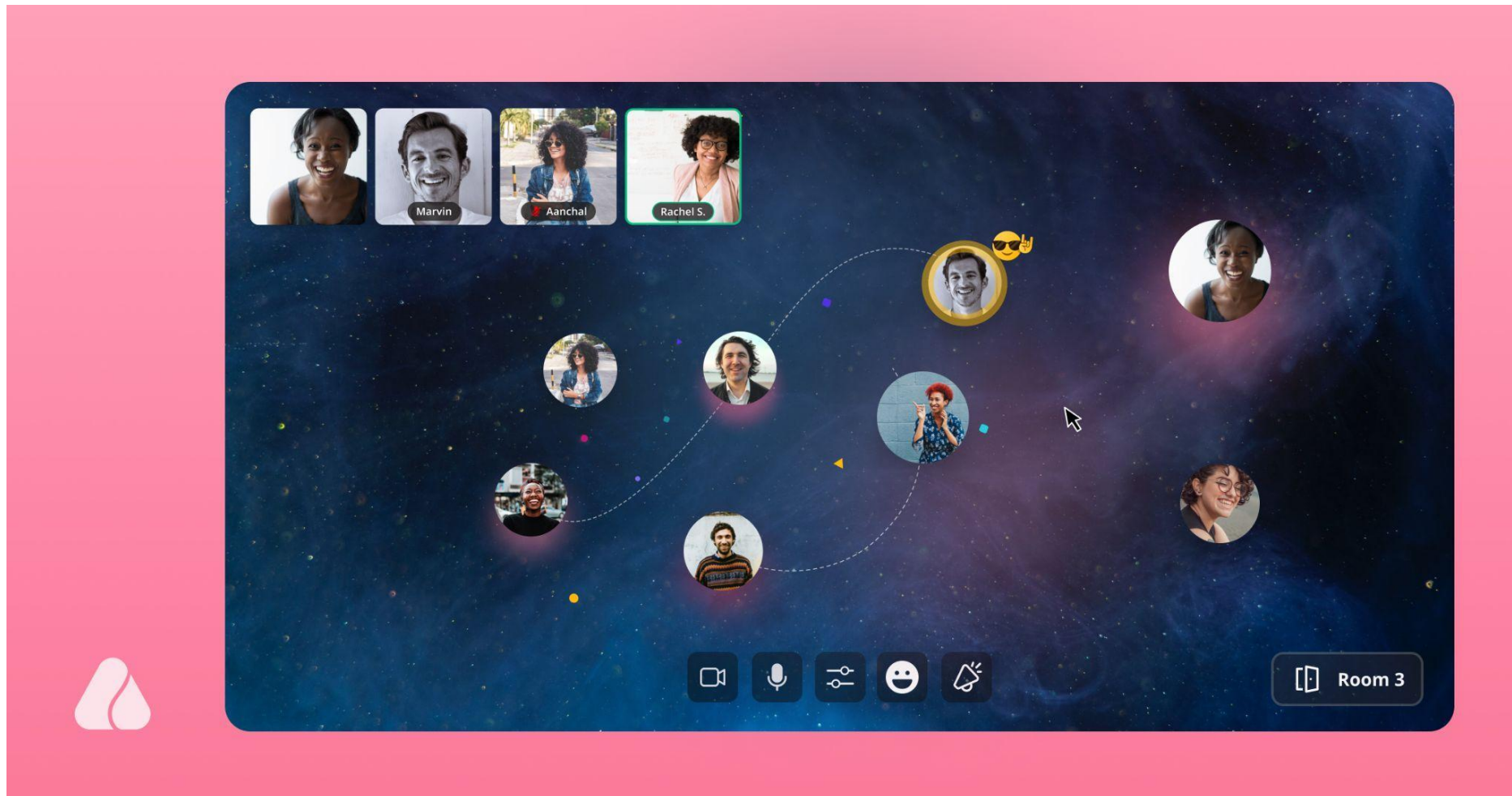
1:1 SPEED NETWORKING

Get matched with fellow attendees during **1:1 Speed Networking** for quick hellos!

The image displays two screenshots of a networking application. The left screenshot is a mobile app interface for a 'Networking Session'. It features a dark header with a logo and the text 'Networking Session'. Below the header, it shows the event details: 'Speed Networking • 07:00 PM - 07:30 PM' with an 'OPEN' status. The main title is 'Networking Session' in large white text, followed by the description: 'Match & converse one-on-one with participants for a limited time duration.' At the bottom, there are two buttons: 'Join Now' and 'Join Later'. The 'Join Now' button is highlighted with a blue circle. The right screenshot is a desktop browser interface for a '1:1 Speed Networking' session. The header shows the event title 'Cracking Community Led Growth' and a 'View Schedule' link. A 'Start Speed Networking' button is visible. The main content area is a video call with a woman, Aileen Carpenter, who is giving two thumbs up. Her name and title, 'Aileen Carpenter, Community Head, Creativity, inc. Amsterdam, Netherland', are displayed in a dark overlay at the bottom left of the video. On the right side of the video call, there is a profile card for Noel Clayton, 'Brand and Community Manager, Influence San Diego, USA'. Below the profile card are icons for video, microphone, and settings. At the bottom right, there is a timer showing '5 minutes remaining...' and two buttons: 'Next match' and 'End'.

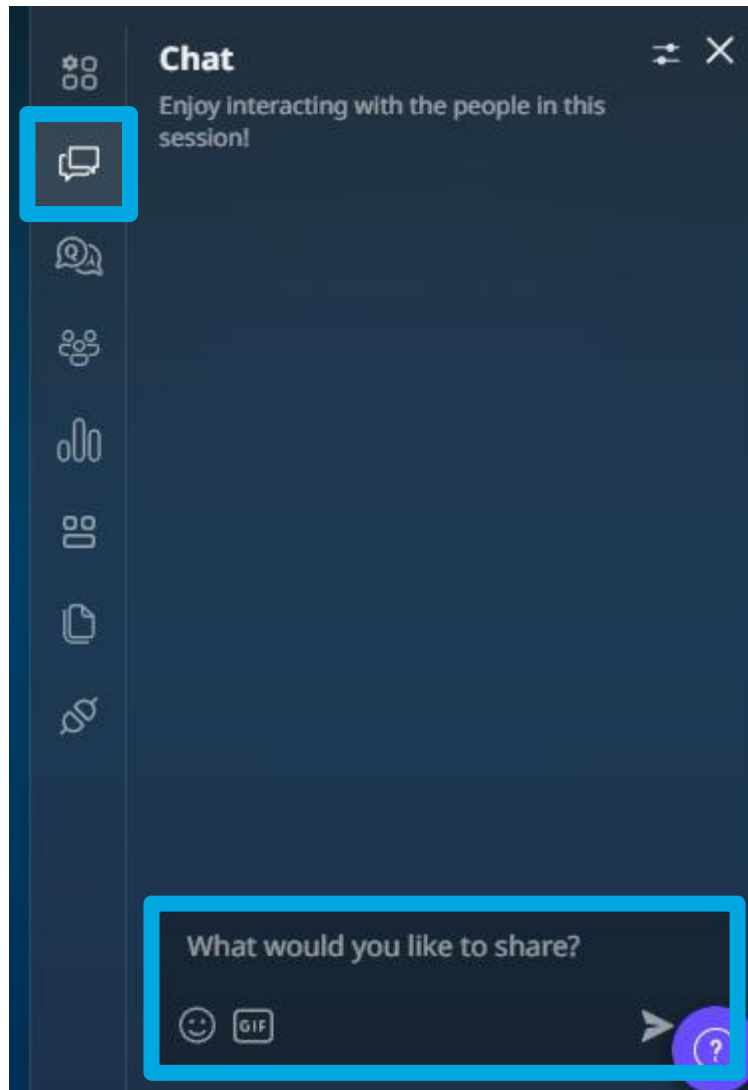
OPEN NETWORKING

Get an unparalleled networking experience at Open Networking (aka Fluid Space) – enjoy a free flow of conversations, networking and much more!



Engagement in Session





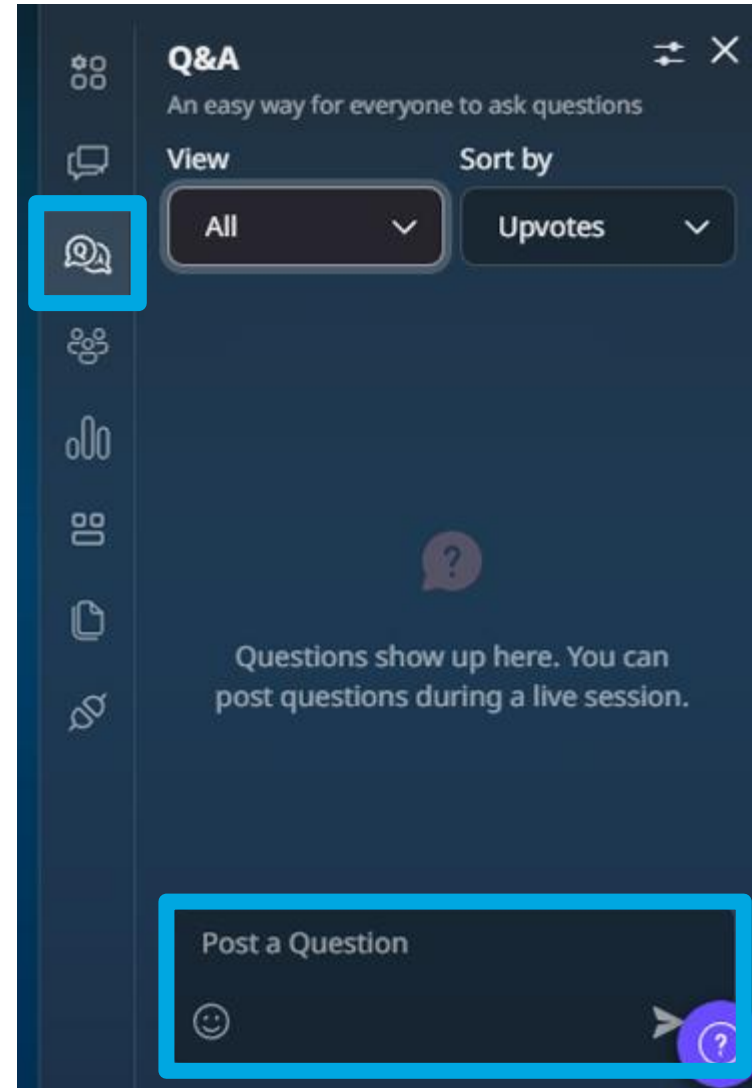
SESSION CHAT

When on a live session, you can click on the **Chat** icon to message attendees.

You may use **emojis** and **GIFs** as well to make the conversation even more interesting!

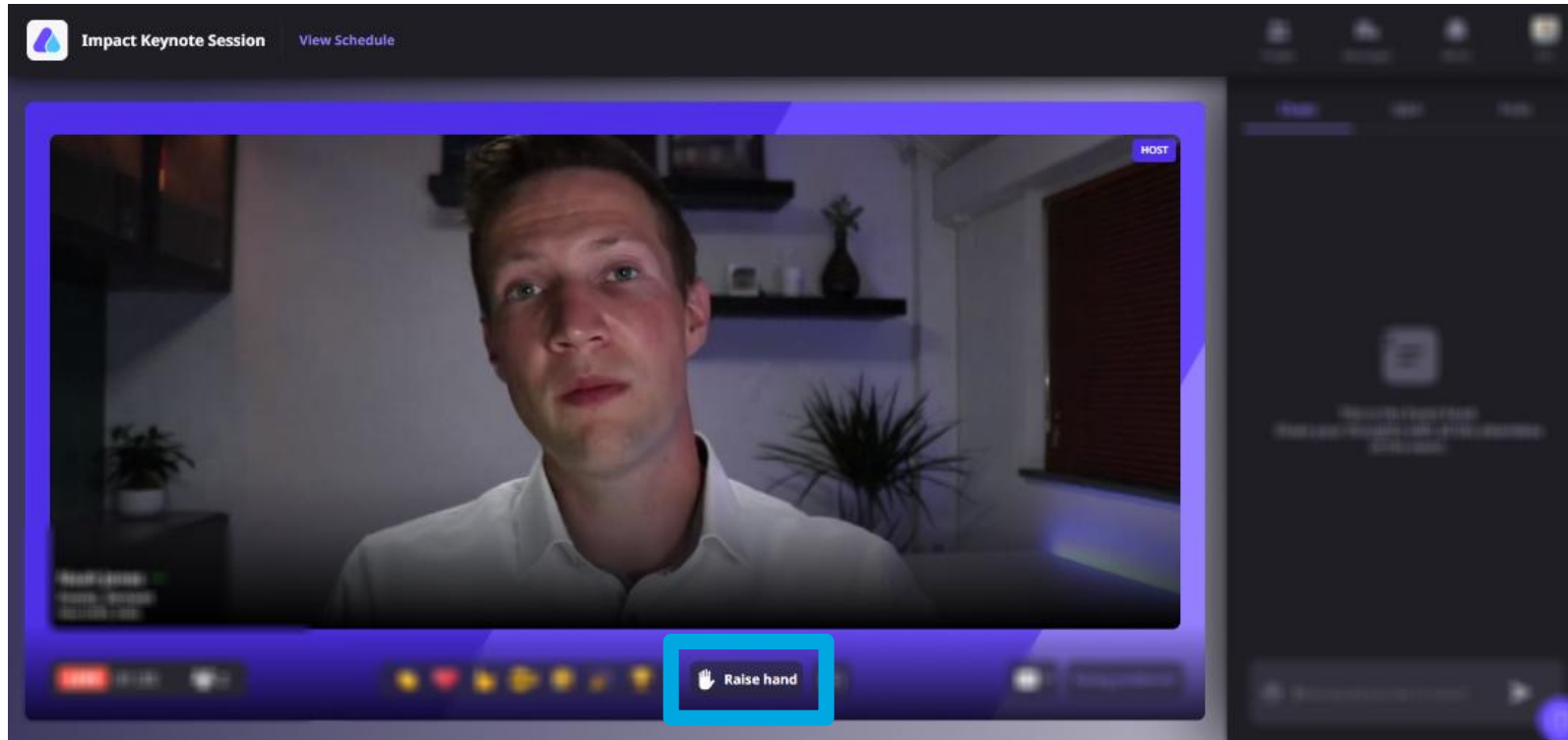
Q&A

You may participate in the **Q&A** to ask your questions during a live session, or read answers to ones that were raised by other attendees.



RAISE HAND TO JOIN THE STAGE

Click on the **hand icon** at the bottom of the session screen to request to join the stage. When the host accepts your request, you will be pulled onto the stage.

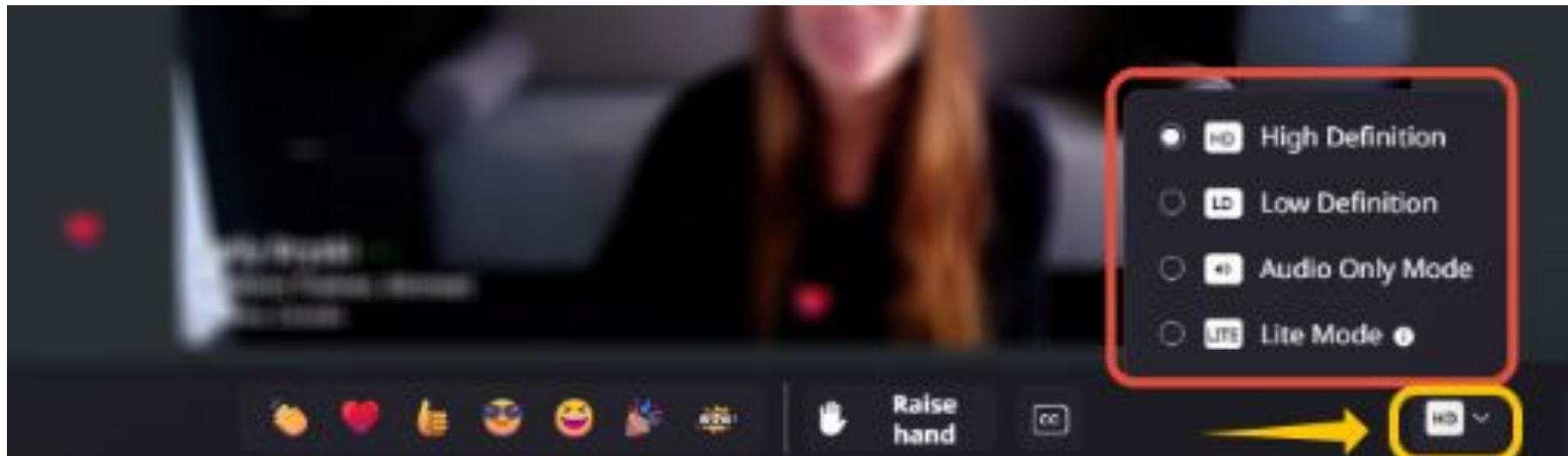
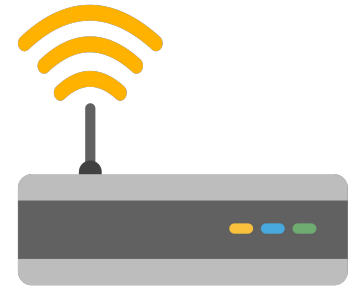


Troubleshooting



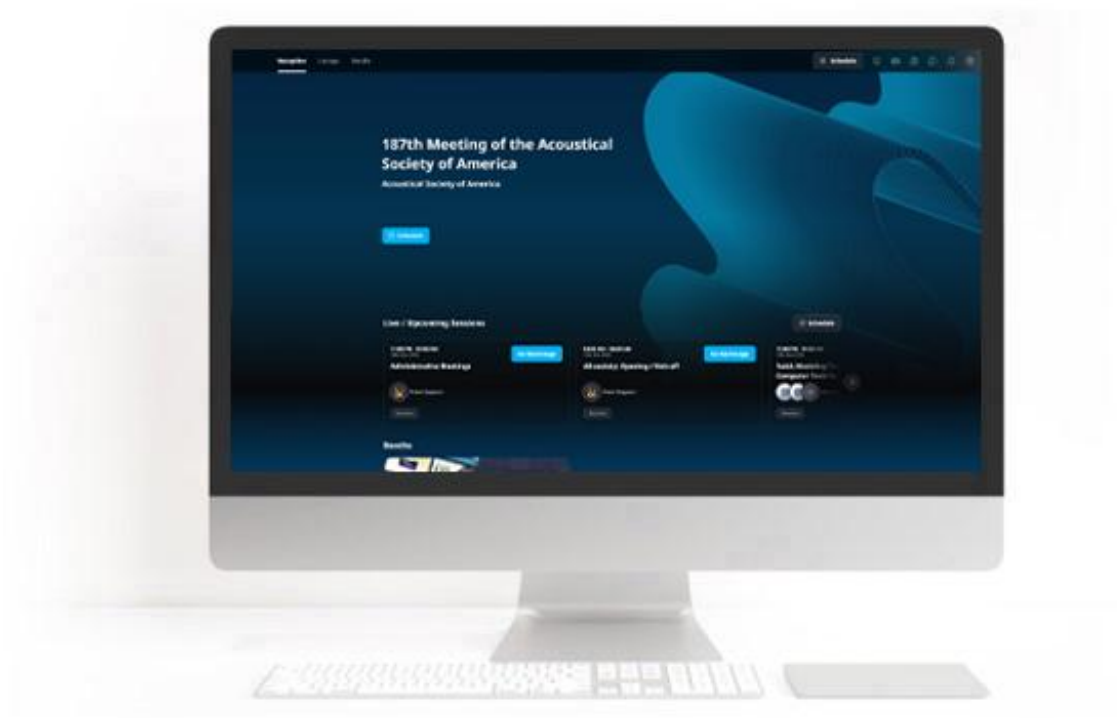
I AM HAVING BANDWIDTH ISSUES. THE VIDEO IS NOT WORKING PROPERLY.

- First refresh the website.
- Plug in with an **ethernet cable** instead of using WiFi if possible.
- If on WiFi, site as close to your modem/router as possible.
- Switch from HD to **Low Definition, Audio Only or Lite mode**.



LAPTOP/DESKTOP IS RECOMMENDED

Join the event platform via a desktop or a laptop for the full experience.
Some interactive features are not available when joining on mobile devices.



MUST-DO CHECKLIST

(If you will interact on video, make sure to check the following)

Grant Permission	Ensure	Disable
<ul style="list-style-type: none">• Mic and camera Permission - When prompted by your browser	<ul style="list-style-type: none">• Browser: Chrome (recommended), Edge, Firefox, or Brave.<ul style="list-style-type: none">○ Safari on Mac works with some known limitations.• Updated browser and operating system• Internet Speed - Minimum upload speed of 5 Mbps and download speed of 10-12 Mbps• Pre-event System Check (When prompted)	<ul style="list-style-type: none">• VPN & Firewall• Ad blockers if any

WHERE CAN I FIND THE ANSWERS TO MORE QUESTIONS?

Or visit Airmeet's [Troubleshooting Guide](#) to help if you're having issues.

Read this [step-by-step guide](#) or watch a [walkthrough video](#) to learn more about the platform.

or Join Our Support Booth